

ECO.CHIC

ABK

EMOZIONI IN SUPERFICIE



ECO.CHIC

GLI EFFETTI LEGNO DELLA
NUOVA STAGIONE PUNTANO
SU NATURALITÀ ED
ELEGANZA. LE VENATURE
MORBIDE E LE TONALITÀ
CALDE SONO PENSATE
PER OFFRIRE LA MASSIMA
VERSATILITÀ. IL PROGETTO
ECO-CHIC AMPLIA LE PROPRIE
DESTINAZIONI D'USO
ANCHE GRAZIE AI FORMATI,
TRA CUI L'ESCLUSIVA DOGA
CERAMICA 30x180 CM CON
SPESSORE 20 MM PER LE
PAVIMENTAZIONI ESTERNE.

NEXT SEASON'S WOOD
EFFECTS FOCUS ON
ELEGANCE AND A NATURAL
LOOK. THE SOFT VEINS
AND WARM COLOURS ARE
DESIGNED TO ENSURE THE
MAXIMUM VERSATILITY. THE
ECO-CHIC COLLECTION
EXPANDS THE RANGE OF
APPLICATIONS WITH SIZES
THAT INCLUDE THE EXCLUSIVE
30x180 CM CERAMIC PLANK
IN A 20 MM THICKNESS FOR
OUTDOOR PAVINGS.

ECO.CHIC

SIZES AND COLORS

▼
8,5 mm
▲


20x170	20x120
--------	--------

▼
20 mm
▲

30x180	R11
--------	-----




ALMOND



NATURALE



AVANA



BROWN



ECO.CHIC

NATURALE



TOP
ABKSTONE White Nat 12 mm


FLOOR
Eco Chic Naturale 20x120



INDOOR FLOOR
Eco Chic Naturale 20x170

OUTDOOR FLOOR
OUT.20 Eco Chic Naturale 20 MM 30x180

INDOOR FLOOR
Eco Chic Naturale 20x170



OUTDOOR FLOOR
OUT.20 Eco Chic Naturale 20 MM 30x180

WALL
Eco Chic Naturale 20x120
Play Dots Multiwhite 20x20

SHOWER
Play Dots Marble White 20x20

FLOOR
Eco Chic Naturale 20x120



WALL
Sensi Signoria Roma Imperiale Lux 60x120
Wide&Style Mini Alabaster 60x120

FLOOR
Eco Chic Naturale 20x120

ECO.CHIC

AVANA

FLOOR
Eco Chic Avana 20x120

TOP
Taj Mahal lux 12 MM



WALL
Wide&Style Mini Caribbean / Powder / Mint 60x120

FLOOR
Eco Chic Avana 20x170



WALL
Sensi Signoria Port Gold Nat Mix Sizes 30x60
Eco Chic Avana Mix Sizes 30x60
Chrome White Soft 120x280

FLOOR
Eco Chic Avana 20x170



WALL
Eco Chic Mix Sizes Avana 30x60
Atlantis Mix Sizes Grey 30x60
Atlantis Grey rett. 60x120

SHELF
Eco Chic Avana 20x120

FLOOR
Eco Chic Avana 20x120

INDOOR FLOOR
Eco Chic Avana 20x170

OUTDOOR FLOOR
OUT.20 Eco Chic Avana R11 30x180 20mm



ECO.CHIC

ALMOND

FLOOR
Eco Chic Almond 20x120



WALL
Eco Chic Almond 20x120

WALL AND SHELVES
Eco Chic Almond 20x170
Wide & Style Brera Pepper 120x280
Wide & Style Rainbow Phard 120x280

WASHBASIN
Crossroad Chalk Coal

FLOOR
Eco Chic Almond 20x170

ECO.CHIC

BROWN



WALL
Sensi Gems Crystal lux A+B

TABLE
Crystal lux 12 MM

FLOOR
Eco Chic Avana 20x120



WALL
LAB325 Metal Ash 60x120

BAR COUNTER
Play Concrete Design A 20x20

FLOOR
Eco Chic Brown 20x170



WALL
Sensì Signoria Labradorite Lux 60x120
Wide&Style Mini Whale 60x120

FLOOR
Eco Chic Brown 20x120

Bathdesign - Washbasin
Sensì Signoria Labradorite Lux

ECO.CHIC

NATURALE

8,5 mm

20x170 nat rett. **0005050**

20x120 nat rett. **0004939**

20 mm OUT.20 P.TECH

30x180 R11 **0006377**



AVANA

8,5 mm

20x170 nat rett. **0005051**

20x120 nat rett. **0004940**

20 mm OUT.20 P.TECH

30x180 R11 **0006378**



ALMOND

8,5 mm

20x170 nat rett. **0006390**

20x120 nat rett. **0004938**






BROWN


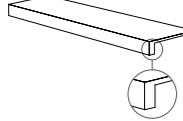
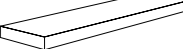
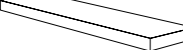
8,5 mm

20x170 nat rett. **0006391**

20x120 nat rett. **0004941**



DECORI / DECORATIVE 8,5 mm					
MIX SIZES rett. 30x60 ☞ 6		ALMOND	NATURALE	AVANA	BROWN
Pcs box:	5x60 ☞ 6 10x60 ☞ 6 15x60 ☞ 6	0006771	0006772	0006773	0006774

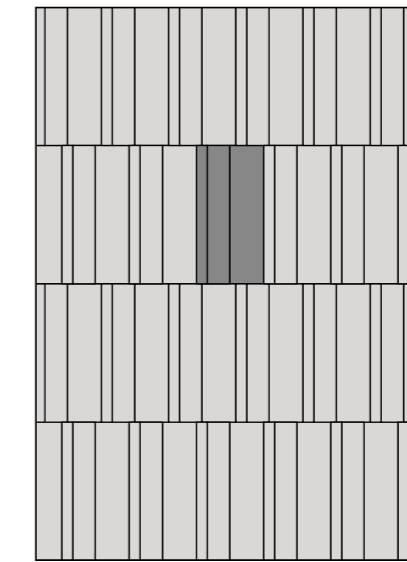
PEZZI SPECIALI / SPECIAL TRIMS 8,5 mm		ALMOND	NATURALE	AVANA	BROWN
 BATTISCOPA rett. 6,5x120 ☞ 6		0004946	0004947	0004948	0004949
 GRADONE TOP rett. 32x120x4,5x2 ☞ 1		0006662	0006663	0006664	0006665
 ANGOLARE TOP SX 32x120x4,5x2 ☞ 1		0006666	0006667	0006668	0006669
 ANGOLARE TOP DX 32x120x4,5x2 ☞ 1		0006670	0006671	0006672	0006673

OUT.20 R11


PEZZI SPECIALI / SPECIAL TRIMS 20 mm		ALMOND	NATURALE	AVANA	BROWN
 ELEMENTO L 15x90x5 ☞ 2		-	0006576	0006577	-
 ELEMENTO L GRIP 15x90x5 ☞ 2		-	0007036	0007037	-
 GRIGLIA 18x90 ☞ 4		-	0006578	0006579	-
 ANG. GRIGLIA SX 18x90 ☞ 4		-	0006580	0006581	-
 ANG. GRIGLIA DX 18x90 ☞ 4		-	0006582	0006583	-



n. 01



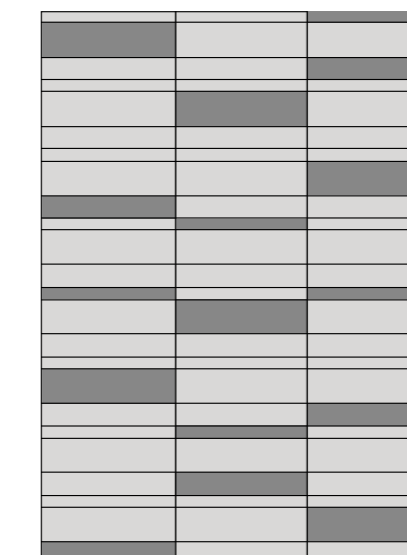
n. 02



☐ colore 1 33,3%
■ colore 2 66,7%



n. 03



☐ colore 1 81,82%
■ colore 2 18,18%

CARATTERISTICHE TECNICHE TECHNICAL FEATURES

GRES PORCELLANATO A MASSA COLORATA / COLORED BODY PORCELAIN

CLASSIFICAZIONE SECONDO NORME UNI EN 14411 (ISO 13006) ALLEGATO G-Gruppo Bla GL
CLASSIFICATION IN ACCORDANCE WITH UNI EN 14411 (ISO 13006) ANNEX G-Group Bla GL

PROPRIETÀ FISICO-CHIMICHE PHYSICAL-CHEMICAL PROPERTIES	NORMA NORM	VALORE PRESCRITTO DALLE NORME VALUE PRESCRIBED FROM THE NORMS	* VALORE ABK ABK VALUE SUPERFICIE NATURALE NATURAL SURFACE	* VALORE ABK ABK VALUE OUT.20 P.TECH	
LUNGHEZZA E LARGHEZZA DIMENSIONE MEDIA DI OGNI PIASTRELLA LENGTH AND WIDTH OF THE AVERAGE-SIZES TILE	UNI EN ISO 10545/2	± 0,5%	CONFORME ACCORDING	CONFORME ACCORDING	
SPESSORE THICKNESS	UNI EN ISO 10545/2	± 5%	CONFORME ACCORDING	CONFORME ACCORDING	
RETTILINEARITÀ SPIGOLI WARPAGES OF EDGES	UNI EN ISO 10545/2	± 0,5%	CONFORME ACCORDING	CONFORME ACCORDING	
ORTOGONALITÀ WEDGING	UNI EN ISO 10545/2	± 0,6%	CONFORME ACCORDING	CONFORME ACCORDING	
PLANARITÀ FLATNESS	UNI EN ISO 10545/2	± 0,5%	CONFORME ACCORDING	CONFORME ACCORDING	
ASSORBIMENTO D'ACQUA WATER ABSORPTION	UNI EN ISO 10545/3	E ≤ 0,5%	CONFORME ACCORDING	CONFORME ACCORDING	
RESISTENZA ALLA FLESSIONE BENDING STRENGTH	UNI EN ISO 10545/4	≥ 35 N/mm ²	CONFORME ACCORDING	CONFORME ACCORDING	
FORZA DI ROTTURA BREAKING STRENGTH	UNI EN ISO 10545/4	≥ 1300 N	CONFORME ACCORDING	CONFORME ACCORDING	
RESISTENZA ALL'ABRAZIONE SUPERFICIALE PER PIASTRELLE SMALTATE ABRASION RESISTANCE FOR GLAZED TILES	UNI EN ISO 10545/7	DICHIARATO DALL'AZIENDA PRODUTTRICE DECLARED BY THE MANUFACTURING COMPANY	IN FUNZIONE DELLA DESTINAZIONE D'USO ACCORDING TO THE DESTINATION OF FINAL USE		
RESISTENZA AGLI SBALZI TERMICI THERMAL SHOCK RESISTANCE	UNI EN ISO 10545/9	RICHIESTA REQUIRED	RESISTE RESISTS	RESISTE RESISTS	
RESISTENZA AL GELO FROST RESISTANCE	UNI EN ISO 10545/12	RICHIESTA REQUIRED	INGELIVO FROST PROOF	INGELIVO FROST PROOF	
RESISTENZA ALL'ATTACCO CHIMICO CHEMICAL RESISTANCE	UNI EN ISO 10545/13	MIN GB	CONFORME ACCORDING	CONFORME ACCORDING	
RESISTENZA ALLE MACCHIE RESISTANCE TO STAINING	UNI EN ISO 10545/14	GL: CLASSE 3 MIN	CONFORME ACCORDING	CONFORME ACCORDING	
RESISTENZA ALLO SCIVOLAMENTO SLIP RESISTANCE	B.C.R.A. C.A.	μ 0,19 SCIVOLOSITÀ PERICOLOSA - DANGEROUSLY SLIPPERY 0,20 < μ < 0,39 SCIVOLOSITÀ ECCESSIVA - EXCESSIVELY SLIPPERY 0,40 < μ < 0,74 ATTRITO SODDISFACENTE - SATISFACTORY GRIP μ 0,75 ATTRITO ECCELLENTE - EXCELLENT GRIP	> 0,40	> 0,40	
	B.C.R.A. G.B.		> 0,40	> 0,40	
	ASTM C 1028 (S.C.O.F.)		> 0,60 DRY	> 0,60 DRY	
			> 0,60 WET	> 0,60 WET	
	DIN 51130		IN FUNZIONE DELL'AMBIENTE O DELLA ZONA DI LAVORO BASING ON THE ENVIRONMENT OR THE WORKING AREA	R10	R11
	DIN 51097		-	A+B	A+B+C
ANSI A 137-1:2012 (D.C.O.F.)	≥ 0,42	> 0,42	> 0,42		

* Valori medi di produzione / Average production values

VARIAZIONE CROMATICA SHADE VARIATION	V3	 aspetto uniforme uniform appearance V1	 lieve variazione slight variation V2	 moderata variazione moderate variation V3	 forte variazione substantial variation V4
---	----	--	--	--	---

ECO.CHIC

IMBALLI PACKAGING

F.to nominale Nominal size	Finitura Finish	Spessore Thickness	F.to reale (mm) Work size (mm)	Imballo Packing	Pz/Scat. Pcs/Box	Mq/Scat. Sqm/Box	Kg/Scat. Kg/Box	Scat./Imb. Box/Packing	Pz Totali Pcs Total	Mq totali Sqm total	Kg Imb. Kg Packing	Kg Totali Kg Total
20x170 8"x68"	rett.	8,5	199x1700	pallet	4	1,36	27,00	36	144	48,96	20	992
20x120 8"x48"	rett.	8,5	199x1194	pallet	6	1,44	27,20	36	216	51,84	20	999
30x60 mix sizes 12"x24"	rett.	8,5	297x596	pallet	6	1,08	21,60	40	240	43,20	20	884
30x180 12"x72"	rett.	20	300x1800	pallet	2	1,08	26,00	24	48	25,92	20	644

L'unità minima di vendita per tutti gli articoli (fondi, decori e pezzi speciali) è la scatola completa. / The minimum sales quantity for all items (plain tiles, decorations and special trims) is one full box.
I dati relativi agli imballi sono aggiornati al momento della stampa del catalogo e pertanto possono subire variazioni nel corso del tempo. /
Data referring to packaging have been update at time of printing; the actual data may be slightly different.
Pezzi speciali e decori per effetto delle lavorazioni, possono presentare variazioni di tonalità. / Due to working process special trims and decors, may show variation in tonality.



Le caratteristiche di superficie e le tonalità dei prodotti ceramici illustrati in questo catalogo sono da ritenersi puramente indicative.
Optical features and color shades of ceramic materials illustrated in this catalogue are to be regarded as mere indications.

Marketing ABK Group
Direfarecreare.it
234

ABK Group Industrie Ceramiche s.p.a. - via S.Lorenzo N.24/a - 41034 Finale Emilia - Modena Italy
tel. 0535 761311 - fax 0535 761320/92800/761351

www.abk.it
#abkemozioni

A misty forest of evergreen trees, likely spruce or fir, filling the lower half of the frame. The trees are dark green and densely packed, with a soft, hazy atmosphere. The upper half of the image is a plain, light beige background.

ABK

EMOZIONI IN SUPERFICIE

WE
ARE **ABK**
GROUP